

Rows	Map	Xml
10	5.02375	4.777749
25	6.023333	3.7024
50	7.0721	4.153516
100	7.855283	4.269432
250	13.03508	7.032099
500	21.31055	9.603866
1000	25.36685	9.3884
2500	53.74237	18.04632
5000	86.56285	32.27078
10000	148.471	34.55435

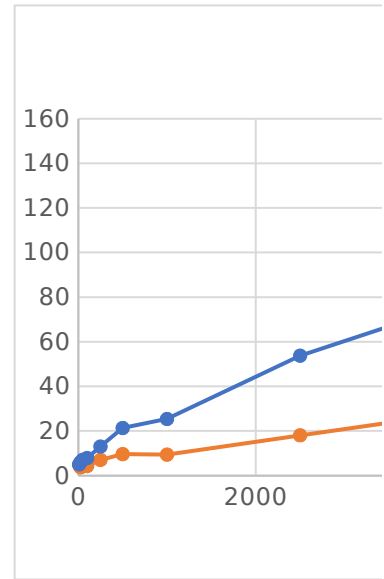
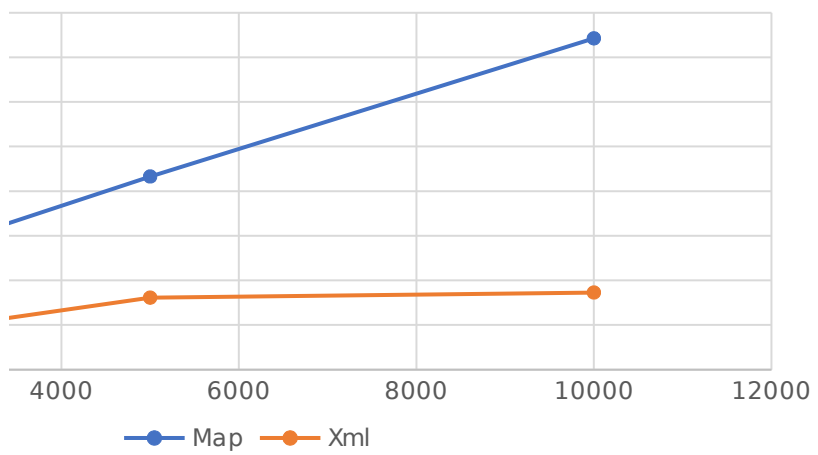


Chart Title



Rows	Map	Xml
10	5.437817	7.4758
25	10.1867	9.565733
50	8.725749	9.00915
100	13.44622	12.11512
250	21.26295	16.49772
500	35.97133	26.38318
1000	49.8037	41.14815
2500	84.72153	85.48113
5000	110.6412	106.4048
10000	185.6643	144.4783

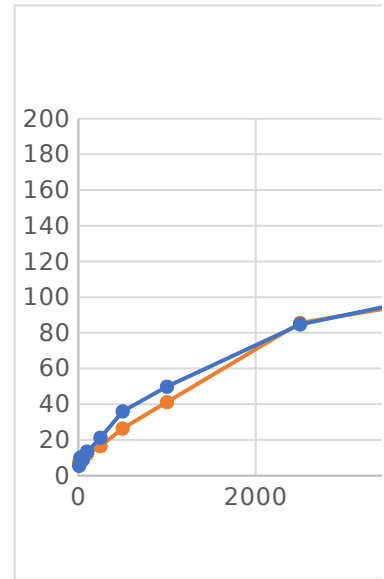


Chart Title

