

Rows	Map	Xml
10	5.02375	5.904116
25	6.023333	6.4623
50	7.0721	7.79375
100	7.855283	8.7021
250	13.03508	9.155083
500	21.31055	12.40077
1000	25.36685	22.22438
2500	53.74237	37.0481
5000	86.56285	54.85332
10000	148.471	139.1806

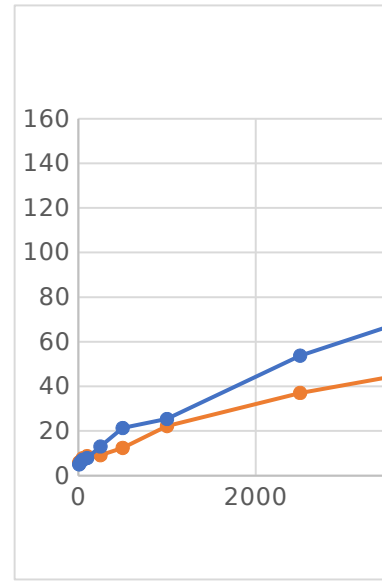
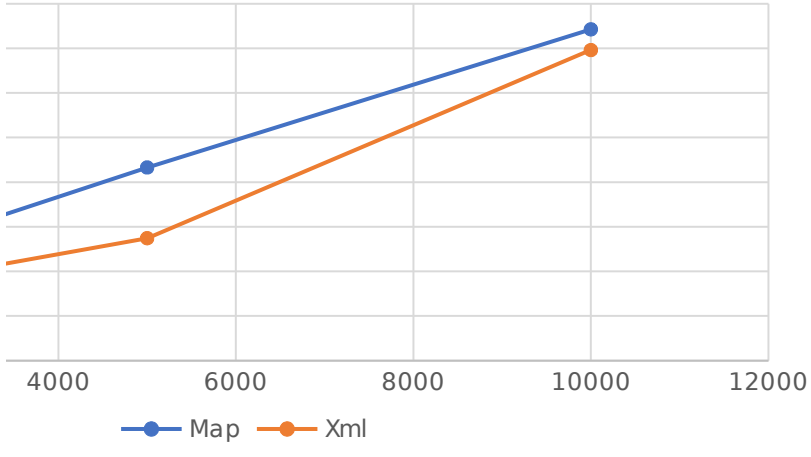


Chart Title



Rows	Map	Xml
10	5.437817	7.4758
25	10.1867	9.565733
50	8.725749	9.00915
100	13.44622	12.11512
250	21.26295	16.49772
500	35.97133	26.38318
1000	49.8037	41.14815
2500	84.72153	85.48113
5000	110.6412	106.4048
10000	185.6643	144.4783

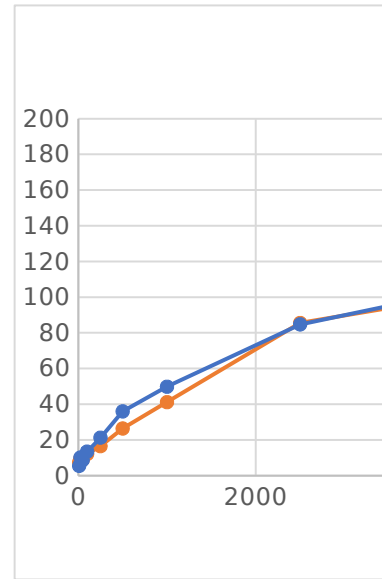


Chart Title

